

Bed Frames

Drive Medical

Competitor II™ Hi/Lo Height Adjustable Bed



- Hand crank adjustable bed height is easy-to-raise and lower for comfort and accessibility
- Large glow in the dark hand pendant has easy-to-use controls for adjusting head and foot deck sections to comfortable positions
- Battery backup and power indicator light
- Channel frame construction provides excellent strength and reduced weight
- Frame safety lock slides over hanger pins to prevent disengaging from bed ends
- 450 lb. weight capacity



CIN	Mfr. No.	Description	Size	Qty.
*	15571	Frame only	35 x 84 in.	1/ea

HCPCS Code: E0295

*To order, please call 800-530-2696

Drive Medical

Competitor II™ Semi Electric Hospital Bed



- Adjustable-height bed, deck height is adjustable without tools
- Hand pendant has large, easy-to-use glow in the dark buttons
- Motor assembly can be installed and removed with patient in bed
- In the event of a power failure a 9 volt battery backup can lower the head and foot sections
- Light weight components are easy to transport and set up
- Ultralight head and foot frame weigh only 41 lbs. each making one person transport and assembly easy
- Patient weight capacity is 350 lbs. Total weight capacity 450 lbs. evenly distributed. Includes occupant, mattress, side rails, trapeze, accessories, personal affects, etc.



CIN	Mfr. No.	Description	Size	Qty.
*	15561	Frame only	35 x 84 in.	1/ea
*	15561FR	Complete frame and full side rails (mattress sold separately)	35 x 84 in.	1/ea

HCPCS Code: Frame only E0295, frame and rails E0261

*To order, please call 800-530-2696

Bed Frame Weight Capacity: includes weight of occupant, all accessories such as mattress, side/assist rails, trapeze and any personal affects.

Drive Medical

Delta™ Ultra Light 1000 Semi Electric Hospital Bed



- Hand pendant has large, easy-to-use controls
- The motor assembly can be installed and removed with patient in bed
- In the event of a power failure a 9 volt battery backup can lower the head and foot sections
- 450 lb. weight capacity



CIN	Mfr. No.	Description	Size	Qty.
*	15030BV-PKG	Frame, mattress and rails	36 x 88 in.	1/ea
*	15033BV-PKG	Full electric with frame, mattress and rails	36 x 88 in.	1/ea
*	15030	Frame only		1/ea

HCPCS Code: Frame, mattress, rails E0260, Frame only E0295

*To order, please call 800-530-2696

Drive Medical

Full-Electric Bariatric Bed



- Heavy-duty frame ensures strength and patient safety
- Larger sleep surface than conventional bed
- Hand control (included) provides for multiple bed positioning for patients
- Split-pan design with removable bed ends is easy to set up
- Emergency manual crank included
- 600 lb. weight capacity



CIN	Mfr. No.	Description	Size	Qty.
*	15300BV-PKG	Bariatric bed, 42 in. bariatric foam mattress and T-rails	42 x 88 in.	1/ea

HCPCS Code: E0302

*To order, please call 800-530-2696

Drive Medical

Semi Electric Bed Single Crank



- Head/Foot section adjusts electronically and height adjusts manually
- Quiet, smooth operation and easy to set up
- Channel frame construction provides superior strength and reduced weight
- Reinforced frame resists twisting and bending zinc-coated spring deck for comfort
- Half rails and full rails available (sold separately)
- 450 lb. weight capacity



CIN	Mfr. No.	Description	Size	Qty.
*	15004P	Frame only	36 x 88 in.	1/ea

HCPCS Code: E0295

*To order, please call 800-530-2696

Carex Health Brands

Bed Support Rail

- Quick, convenient, tool free and easy to assemble
- Height adjustable 31–37 in.
- Depth adjustable 35–45 in.
- Fits most bed sizes
- 250 lb. weight capacity



M

CIN	Mfr. No.	Description	Size	Qty.
3964483	P56600	Bed support rail	20 in. wide	1/ea

HCPCS Code: E0310

Carex Health Brands

Bedside Rail

- Foam grip provides added comfort and support
- Adjustable height accommodates any home bed
- Legs extend to ground
- Includes removable mesh pouch
- Height adjusts 32–44 in.
- 250 lb. weight capacity



M



CIN	Mfr. No.	Description	Size	Qty.
5050489	P57000	Bedside rail	14 in. wide	1/ea

HCPCS Code: E0310

Drive Medical

Bed Assist Handle

- Safety strap wraps around mattress or box spring to ensure a secure fit
- Fits single, twin, double, queen or king size bed
- Handle with multiple crossbars creates easy grip for any height use
- 250 lb. weight capacity



M



CIN	Mfr. No.	Description	Size	Qty.
4059200	15064	Assist handle	11.5 x 20.75 in.	1/ea

HCPCS Code: E0315




Drive Medical

Foam Side Rail Bumper Pad

- Side-rail bumper pads are made with high-density foam to create a safe environment for patients
- Each pair comes complete with a fluid-resistant vinyl cover with hook and loop fastener straps to secure to side rail

CIN	Mfr. No.	Description	Size	Qty.
*	M3800-72	Bumper pads	72 in.	1/pr

*To order, please call 800-530-2696



Drive Medical

Full Length Hospital Bedside Rail

- Telescopes with movement of bed
- Easily adjusts up or down with spring-loaded release

M



CIN	Mfr. No.	Description	Qty.
*	15001ABV	Bedside rail	1/pr

HCPCS Code: E0310

*To order, please call 800-530-2696

M May be reimbursable by Medicare Part B

Available through Cardinal Health Drop Ship program

HCPCS are for reference only and should be verified before billing.

Note: Products may not be available in all Cardinal Health Distribution Centers

Bed Rails

Drive Medical

Half Bed Rails

- For use with most manufacturers' hospital beds
- New and improved design prevents rail from shaking
- Ideal protection without confining the patient



CIN	Mfr. No.	Description	Qty.
*	15201BV	Half - length bed rails	1/pr

HCPCS Code: E0305

*To order, please call 800-530-2696

Essential Medical

Deluxe Adjustable Hand Bed Rail

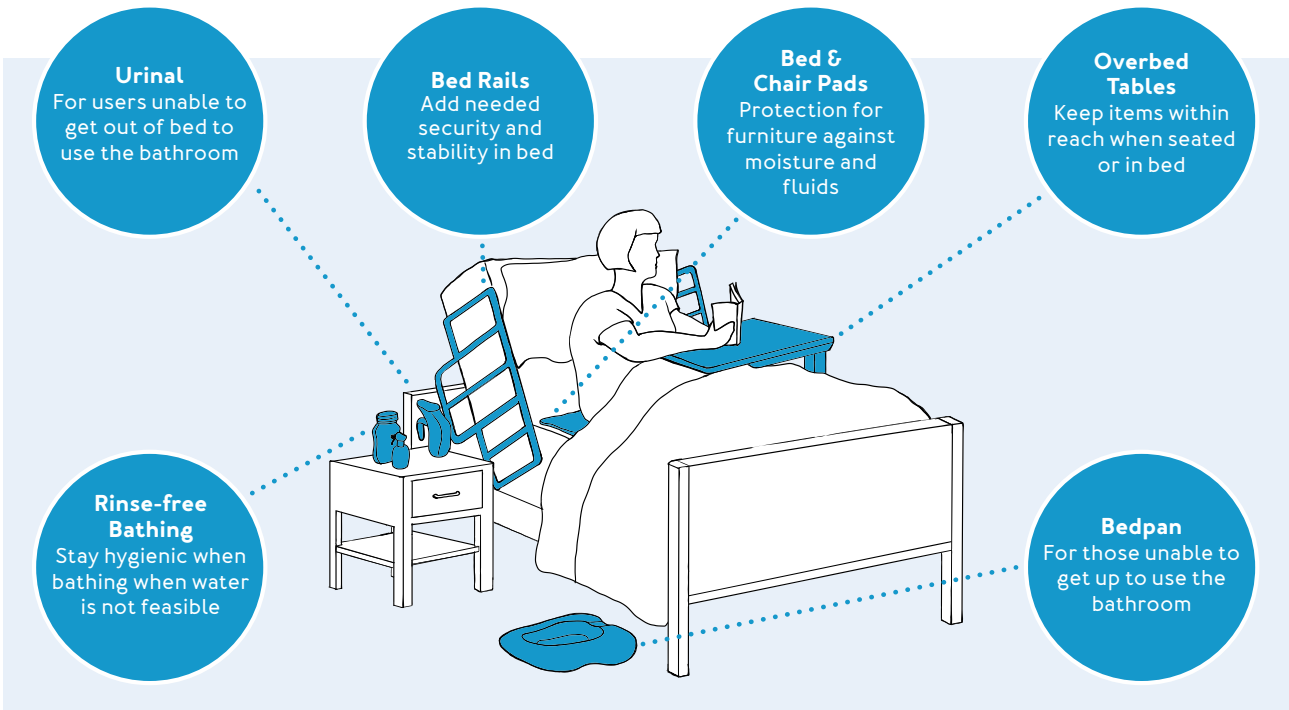
- Height adjusts to accommodate regular or pillow-top mattresses
- Breaks down for travel
- Comes with strap for extra security
- Extends 3 ft. under mattress
- 300 lb. weight capacity



CIN	Mfr. No.	Description	Qty.
4065041	P1410	Hand bed rail	1/ea

IN HOME CARE BEDROOM ESSENTIALS

Below is a list of complementary items to assist in making the bedroom a safer place. If you need one product, you will likely need others.



Brought to you by **CAREX** a subsidiary of **COMPASSHEALTH**



Drive Medical
Cellulose Fiber Mattress

- 12 oz thermal-bonded polyester fiber
- Fluid proof, non-allergenic, antibacterial and antifungal cover
- Two-sided
- Fluid proof
- 350 lb. weight capacity



CIN	Mfr. No.	Description	Size	Qty.
*	15007	Fiber mattress	36 x 80 x 6 in.	1/ea

HCPCS Code: E0272

*To order, please call 800-530-2696

Drive Medical
Inner Spring Mattress

- High quality innerspring design
- The unit has a 1 in. high-density, firm, combustion-modified fiber topper on each side
- Vinyl cover is waterproof, anti-bacterial, anti-static for easy use and care
- 350 lb. weight capacity



CIN	Mfr. No.	Description	Size	Qty.
*	15006	Spring mattress	36 x 80 in.	1/ea

HCPCS Code: E0271

*To order, please call 800-530-2696

Drive Medical
Med-Aire Plus Bariatric Alternating Pressure Mattress System

- Active combination bariatric therapy system provides both alternating pressure and low air loss to optimize pressure redistribution, shear/friction reduction, and microclimate control
- Designed to prevent, treat and heal all stages of pressure injuries in the home or long term care setting
- Digital control unit offers 4 cycle times and adjustable comfort weight settings for optimal immersion and patient satisfaction
- 1,000 lb. weight capacity



CIN	Mfr. No.	Description	Size	Qty.
*	14054	Pressure mattress system	54 x 80 x 10 in.	1/ea

HCPCS Code: E0277

*To order, please call 800-530-2696

Drive Medical
Premium Guard Gel Overlay

- Best in class gel overlay optimizes pressure redistribution
- 15 gel bladders cover entire patient contact area for the prevention and treatment of pressure ulcers
- 4 elastic corner straps secure overlay to mattress
- 300 lb. weight capacity



CIN	Mfr. No.	Description	Size	Qty.
*	14893	Gel overlay	34 x 76 x 3.5 in.	1/ea

HCPCS Code: E0185

*To order, please call 800-530-2696

Drive Medical
Quick 'N Easy Comfort Mattress

- Premium quality homecare foam mattress
- Not made with natural rubber latex
- Non-slip bottom and 4 corner straps keep the mattress securely in place
- Durable nylon cover is fluid resistant for easy use and care
- Two carry handles on side make lifting and placement easier
- Meets flammability standard CFR 1633
- Compression technology creates a 14 x 14 x 37.5 in. box footprint creating convenience for transport and delivery
- 275 lb. weight capacity




CIN	Mfr. No.	Description	Size	Qty.
*	15076	Comfort mattress	36 x 80 x 6 in.	1/ea

HCPCS Code: E0272

*To order, please call 800-530-2696

Drive Medical
Therapeutic 5-Zone Support Mattress

- Deluxe, horizontal, cross-cut, foam mattress provides comfort, support and pressure redistribution over five different pressure zones
- 210 denier nylon cover reduces friction and shear and is water resistant and vapor permeable
- Better comfort, compliance, durability and pressure redistribution than innerspring mattress
- Nonskid bottom for patient safety
- Meets flammability standards CFR 1632 and CFR 1633
- 350 lb. weight capacity



CIN	Mfr. No.	Description	Size	Qty.
*	15019	Support mattress	36 x 80 x 6 in.	1/ea

HCPCS Code: E0184

*To order, please call 800-530-2696

M May be reimbursable by Medicare Part B

Available through Cardinal Health Drop Ship program

HCPCS are for reference only and should be verified before billing.

Note: Products may not be available in all Cardinal Health Distribution Centers

Bed Accessories

Carex Health Brands

Washable Bed Pad

- Triple layer protection keeps surfaces clean and dry, soft upper layers for comfort
- Reusable and washable
- Vinyl free and not made with natural rubber latex



CIN	Mfr. No.	Description	Size	Qty.
5186119	P30100	Bed pad	30 x 34 in.	1/ea
5186135	P30200	Bed pad	34 x 36 in.	1/ea

Drive Medical

Bedding

- Comfortable sheets are made from high quality cotton and polyester blend
- Blanket is made from 100% cotton
- Easy to clean-machine washable




CIN	Mfr. No.	Description	Qty.
Bedding - white, dimensions 36 x 80 x 5-6 in.			
4966032	15030HBC	Bedding in a box-pillowcase, fitted sheet, flat sheet and blanket	5 x 1/ct
4966065	15030HBL	Bed sheet fitted hospital	10 x 2/ct

Drive Medical

Economy I.V. Pole 4-Leg with Removable Top

- 4 rubber wheels provide for a smooth transport and maneuverability
- Removable hooks make this economy IV pole versatile
- Easily converted to 2-hook or 4-hook with easy-to-release pushpin



CIN	Mfr. No.	Description	Size	Qty.
3775558	13033	2 hook	40-82 in.	1/ea
*	13029	4 hook	40-82 in.	1/ea

HCPCS Code: E0776

*To order, please call 800-530-2696

Drive Medical

Safetycare Floor Mat

- Helps prevent injury in the event of an accidental roll-off from bed
- Made from high-density polyurethane foam



CIN	Mfr. No.	Description	Size	Qty.
*	7095-BF	Floor mat	24 x 66 x 2 in.	1/ea

*To order, please call 800-530-2696

Essential Medical

Contour Vinyl Mattress Protector

- Various sizes to meet individual home bed needs and provide full coverage
- Contour style for easy installation
- Durable vinyl resists tears and is designed to not breakdown
- Medical grade vinyl is easy to clean



CIN	Mfr. No.	Description	Size	Qty.
4064960	C4300K	King, white	78 x 80 x 7.5 in.	1/ea
4064978	C4300Q	Queen, white	60 x 80 x 7.5 in.	1/ea
4064952	C4300F	Full, white	54 x 75 x 7.5 in.	1/ea
4064986	C4300T	Twin, white	39 x 75 x 7.5 in.	1/ea

Essential Medical

Hospital Bed Sheet Contour Fitted

- Contour sheet will fit most hospital bed mattresses
- Made of a soft cotton/poly blend
- Machine washable and dryable



CIN	Mfr. No.	Description	Qty.
3556586	C3051	Contour fitted	1/ea

Essential Medical

Sheepette® Synthetic Lambskin Mattress Pad

- Soft as the real thing but with the durability of high-density synthetic
- Increases user's comfort for those lying in bed or sitting in a chair
- Machine washable and dryable



CIN	Mfr. No.	Color	Size	Qty.
3255924	D5001	Ecru	24 x 30 in.	1/ea
3255932	D5002	Ecru	30 x 40 in.	1/ea
3255940	D5003	Ecru	30 x 60 in.	1/ea

Drive Medical

Pivot and Tilt Overbed Table

- The mast of the table pivots and can be locked in one of the three positions from flat on the floor to 90°
- The pivot feature allows the table top to be positioned closer to individuals in a bed, sitting in a wheelchair or folded for storage
- The tabletop tilts with the angle of the mast to provide a flat surface regardless of the angle of the mast
- 40 lb. weight capacity (table top)



CIN	Mfr. No.	Description	Size	Qty.
*	13000	Overbed table	28–37 in. high	1/ea

HCPCS Code: E0274

*To order, please call 800-530-2696



Drive Medical

Seat Lift Chair Table

- Designed for use with a lift chair, standard recliner or couch
- Tabletop swivels to allow for easy access and departure
- Right or left positioning with 180° rotation accommodates seating near any wall
- 50 lb. weight capacity (table top)



CIN	Mfr. No.	Description	Size	Qty.
*	13085LN	Left	23.5–33 in. high	1/ea
*	13085RN	Right	23.5–33 in. high	1/ea

HCPCS Code: E0274

*To order, please call 800-530-2696

Drive Medical

Tilt Top Overbed Table

- Tabletop locks securely when height adjustment handle is released It can be raised with the slightest upward pressure
- Top can be tilted 33° in either direction
- Top can be raised or lowered in infinite settings between 29.5–46 in.
- 50 lb. weight capacity (table top)




CIN	Mfr. No.	Description	Size	Qty.
*	13008	Overbed table	29.5–46 in. high	1/ea


HCPCS Code: E0274


*To order, please call 800-530-2696

The Home Healthcare Drop Ship Program Look for the  symbol.

We've greatly expanded the items available to you through our Drop Ship Program. All items with the  symbol will be shipped to you directly from the manufacturer and billed through your Cardinal Health account. It's the best of both worlds—the convenience of a single invoice, plus access to hundreds of unique and specialized products!

For more information, contact a customer service support specialist at **800.530.2696**.

 May be reimbursable by Medicare Part B

 Available through Cardinal Health Drop Ship program

HCPCS are for reference only and should be verified before billing.

Note: Products may not be available in all Cardinal Health Distribution Centers